

ADVANCING HUMAN RIGHTS

Annual Review of Global Foundation Grantmaking

2018 KEY FINDINGS



TABLE OF CONTENTS

| | |
|----|--|
| 3 | Key Findings |
| 4 | The State of Foundation Funding for Human Rights in 2018 |
| 5 | Contextualizing the Funding |
| 6 | Who Makes Human Rights Grants? |
| 8 | Who are the Largest Funders by Grant Dollars? |
| 9 | Who are the Largest Funders by Grant Numbers? |
| 10 | Where Do Human Rights Grants Go? |
| 12 | How Has Human Rights Funding Changed? |
| 13 | What Issues Do Human Rights Grants Address? |
| 15 | What Populations Do Human Rights Grants Support? |
| 18 | What Strategies Do Human Rights Grants Support? |
| 19 | Looking Forward |
| 20 | About <i>Advancing Human Rights</i> |
| 21 | Methodology |
| 23 | Endnotes |

KEY FINDINGS

The *Advancing Human Rights* research presents the state of annual foundation funding to protect and promote human rights around the world. Based on the most recent available data—2018—it is a snapshot of organizing and resourcing. In the wake of a pandemic, worldwide protests, and new elections, 2018 may feel like a world away. However, as you will see in the pages of this report, many of the human rights issues we currently face grew out of this context. Even responses to COVID-19 cannot be divorced from the foundational issues that shape how governments, social movements, and funders address—or compound—human rights abuses.

What have we learned from the past to inform the future?

- **Human rights funding is increasing.** We documented \$3.7 billion in human rights funding in 2018, more than ever before, and saw a 13 percent increase between 2017 and 2018 from funders that submitted grants data for both years. Yet, we hesitate to paint too rosy a picture: this funding is a drop in the bucket. For comparison, total human rights funding in 2018 was equivalent to just 12 percent of Facebook’s operating expenses in the same year.
- **There are opportunities for growth.** 826 funders made 27,586 human rights grants to 16,230 recipients worldwide. Roughly a quarter of these funders made just one or two human rights grants, which underscores the potential to leverage more resources to advance human rights.
- **A handful of funders have considerable influence.** The top 12 human rights funders accounted for 45 percent of total grant dollars. This means that funders’ priorities can and do have an enormous impact on the field.
- **Trust remains an issue, especially across borders.** Many Global North funders provide more restricted forms of funding to recipients in the Global South and East, or don’t fund them at all. Funding to North America is six times more likely to come in the form of core, flexible grants than in Asia and Pacific, and 15 times more likely than in the Caribbean.
- **Human rights networks matter:** Members of HRFN, Ariadne, and Prospera—collaborators on this research—provide significantly more direct and flexible funding than other funders supporting human rights work. They grant almost a third of their grant dollars as flexible general support and are more likely to fund groups based in the Global South and East directly for work to benefit their regions.
- **Intersectional grantmaking isn’t happening in practice.** Though human rights movements organize across issues and identities, our research suggests that much of the funding remains more siloed. Of the grants that specify any population focus, two thirds identify only a single population, and a scant six percent name three or more.
- **There are significant gaps when it comes to funding with a racial justice lens:** The COVID-19 pandemic has brought disparities in health equity for marginalized communities, including people of color, into stark relief. Funding for health and well-being rights for racial and ethnic groups represents less than one percent of the overall \$8 billion in U.S. foundation giving for health. This is an area where funders have a critical role to play and which we anticipate will shift dramatically in the years marked by the pandemic.

Writing in a year of so much global unrest, we see this report as a baseline and an offering, a trajectory of the trends that helps identify places where philanthropy can better meet the needs of human rights movements around the world.

THE STATE OF FOUNDATION FUNDING FOR HUMAN RIGHTS IN 2018

In the wake of recent events—a pandemic, worldwide protests, new elections—2018 may feel like a world away. As we look at the 2018 funding data, it's important to understand that many of the issues we currently face grew out of this context. Even responses to COVID-19 cannot be divorced from the foundational issues that shape how governments, social movements, and funders address—or compound—human rights abuses. Writing in a year of so much global unrest, we see this report as a baseline and an offering, a trajectory of the trends that helps identify places where philanthropy can better meet the needs of human rights movements around the world.

In 2018, autocracy proliferated around the globe as populist leaders stoked fear and resentment toward marginalized groups and undermined human rights from Hungary and Poland, to India, Brazil, and the United States. Tensions between Russia and Ukraine escalated and China removed presidential term limits. The United Nations released a sobering report on climate change as climate-driven disasters, ongoing violence in Syria, Yemen, and Burma, and the economic collapse in Venezuela—among other things—drove almost 71 million people to flee their homes.¹ The U.S. withdrew from the UN Human Rights Council and Iran nuclear deal, and forcibly separated families at its borders.

Yet around the world, the relentless activism of civil society groups and movements spurred effective responses to human rights challenges.² Citizens took to the streets to demand government accountability and rule of law, including in Armenia to challenge corruption, Poland to defend the judiciary, and Nicaragua to denounce repression. Movements for LGBTQI rights, climate action, and racial justice fought on as India and Trinidad and Tobago decriminalized homosexuality, 15-year-old Greta Thunberg launched her climate protest before the Swedish parliament, and the #BlackLivesMatter hashtag was tweeted for the 30 millionth time. At the international level, the Human Rights Council acted to hold Burma and Saudi Arabia accountable for mass atrocities, Latin American governments pressed the International Criminal Court to investigate Venezuela for crimes against humanity, and African states and their citizens persuaded President Kabila of the Democratic Republic of Congo to step down.

Amid this context, foundations allocated \$3.7 billion to support human rights in 2018.³

Funding overview



IN 2018, **826** FUNDERS



MADE **27,586**
HUMAN RIGHTS GRANTS
TOTALING **\$3.7 B**



TO **16,230** RECIPIENTS



AND **27%** OF THE
FUNDING WAS
REPORTED AS FLEXIBLE
GENERAL SUPPORT

What are human rights grants?

Human rights grants promote structural change to ensure the protection and enjoyment of the rights enshrined in the Universal Declaration of Human Rights and subsequent human rights treaties.

We include any grant that meets this definition, regardless of whether funders consider their work to be human rights focused.

CONTEXTUALIZING THE FUNDING

The findings in our report are, at once, a celebration of increased funding for human rights issues, new funders coming to the table, and the potential for many existing foundations to locate themselves within the vital and vibrant field of human rights.

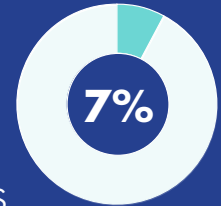
At the same time, it would be inaccurate to paint too rosy a picture. **The human rights funding documented through our research represents somewhere between 2 and 7 percent of global foundation funding.**^{4,5} That means, for instance, the issue receiving the largest amount of funding, “equality rights and freedom from discrimination,” (\$642 million, or 17 percent of human rights funding in this report), only represents anywhere from 0.4 to one percent of global foundation funding.

Moreover, philanthropic funding is dwarfed by the resources of the private sector. For comparison, **total human rights funding in 2018 was equivalent to just 12 percent of Facebook’s total operating expenses in the same year.**

As we share the breakdown of human rights grants within this data set and even point to gaps where regions, issues, or populations are likely underfunded, we underscore that the need for resources for any single region, issue, or population *far outstrips the available funding*. Our sincere hope is that this report can be used to bring donors to the fore, deepen existing support, and build an evidence-based direction for funding that meets the human rights challenges of today.

What proportion of foundation funding advances human rights?

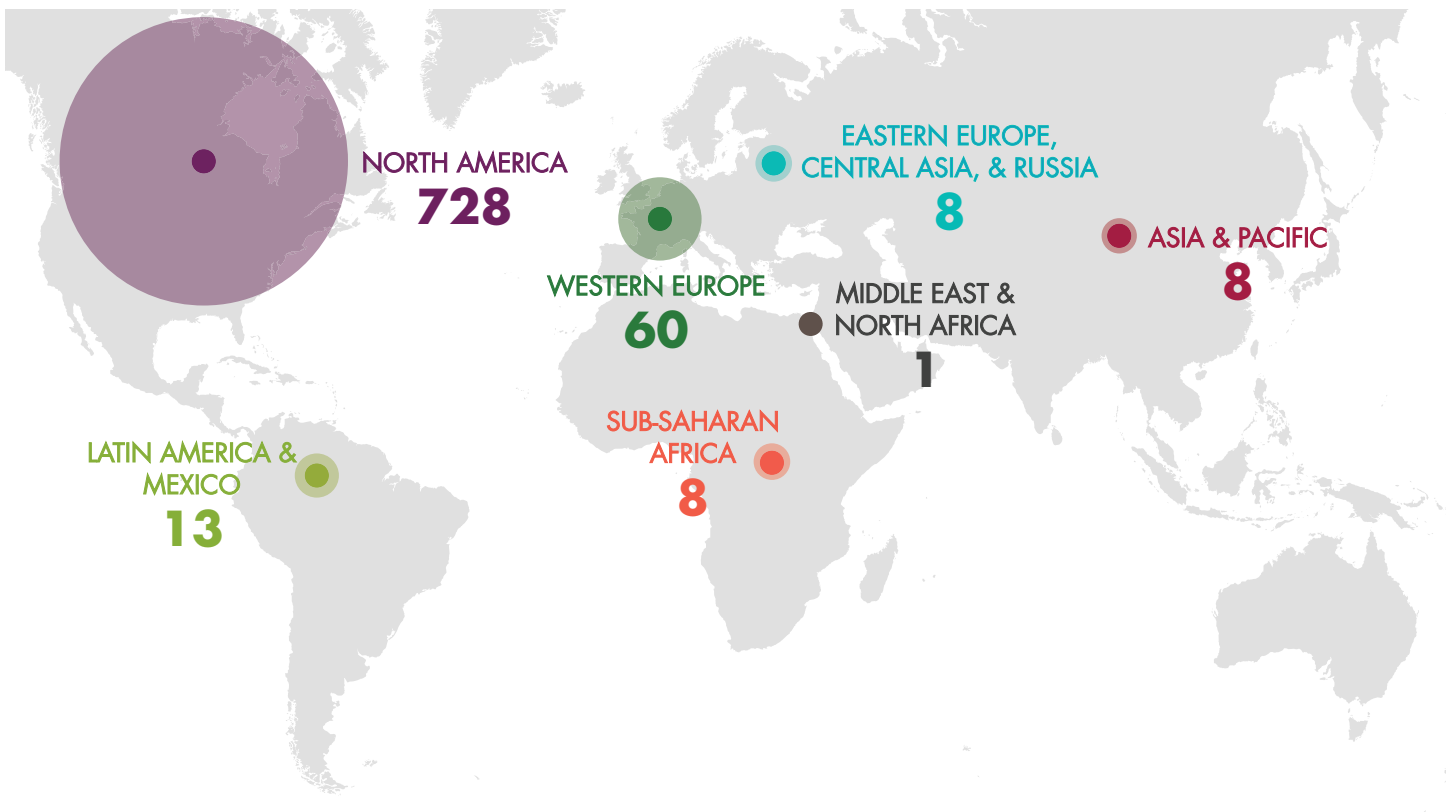
Seven percent of total funding dollars awarded by 1,000 of the largest U.S. foundations supported human rights in 2018. The proportion of human rights funding from U.S. funders increased significantly between 2015 (4%) and 2017 (8%), which may reflect an increased commitment to human rights.



WHO MAKES HUMAN RIGHTS GRANTS?

The research combines grants data collected from 188 HRFN, Ariadne, and Prospera members with data Candid collects annually from 1,000 of the largest U.S. foundations. Many of the funders from Candid may not consider themselves human rights grantmakers, but 638 of them funded grants that meet our definition. Indeed, while over 60 percent of these “non-members” supported human rights in 2018, most did so with only a handful of grants. Ninety-three percent of the grant dollars from these donors *did not* support human rights. This tells us that there are institutions where human rights funding exists in pockets. We believe this points to viable potential for well-resourced institutions to integrate human rights funding into their priorities.

826 foundations in 44 countries made human rights grants in 2018



The 826 funders⁶ included in this report are based in 44 countries, with 88 percent located in North America.⁷ This is in part a reflection of the philanthropic field in which wealth is disproportionately held in the Global North.⁸ It is also a limitation of our methodology: U.S. foundations are required to publicly report their grants, which means their data is more easily accessible than most other contexts. As described in our methodology, we intentionally bring global funders into the analysis by encouraging members of HRFN, Ariadne, and Prospera to send grants data directly. The number of funders outside North America in our analysis has doubled since our initial report and includes 38 funders based in the Global South and East. Expanding our reach remains a priority as we work to build a more comprehensive picture of the global funding landscape.

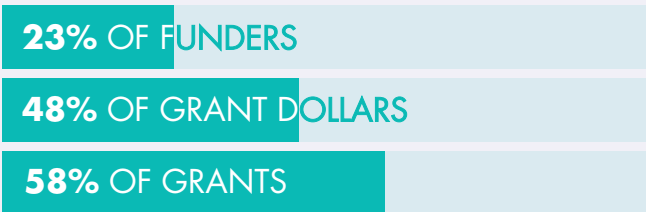
Human rights networks matter

In our research, it is clear that **HRFN, Ariadne, and Prospera members provide more direct and flexible funding than other funders**. Members of the three networks were significantly more likely to fund groups based in the Global South and East than non-members.⁹ This isn't surprising: 20 percent of the members who shared their grants data are based in the Global South and East. Yet, Global North members also gave a higher proportion of their funding (22%) to recipients in the Global South and East than non-members (5%). While this points to their more international orientation, members in the Global North were twice as likely as non-members to fund groups in the Global South and East directly for work to benefit their regions.

Long-term, flexible funding is critical for adequately resourcing human rights movements but to what extent is it happening in practice? Though average grant length for members and non-members is comparable—and short—at just slightly over a year, members are considerably more likely to provide general support than non-members, granting almost a third of their grant dollars as flexible funding.

How does member and non-member funding compare?

MEMBERS REPRESENT



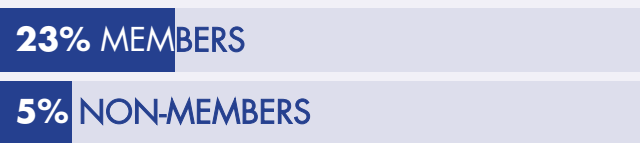
PROPORTION OF FUNDING GRANTED AS FLEXIBLE GENERAL SUPPORT



AVERAGE GRANT LENGTH



PROPORTION OF FUNDING GRANTED TO RECIPIENTS IN THE GLOBAL SOUTH AND EAST



WHO ARE THE LARGEST FUNDERS BY GRANT DOLLARS?

The top 12 funders account for 45 percent of total human rights grant dollars. They comprise a critical part of the human rights funding ecosystem. This high concentration of resources means a handful of funders have considerable influence—and that there is a risk of dependence on them. We know, for instance, that soon after this year, in 2020, the NoVo Foundation's funding for women and girls underwent a major cut.¹⁰ In philanthropy, funders' (changing) priorities can have an enormous impact on the field.



THE TOP 12 HUMAN RIGHTS FUNDERS ACCOUNTED FOR 45% OF THE OVERALL \$3.7 B OF ALL HUMAN RIGHTS FUNDING

Top funders by grant dollars in 2018

| Funder name | Based in | Scope | \$ amount | % of overall \$ |
|---|---------------|----------|-----------|-----------------|
| 1 Ford Foundation* | United States | global | \$287 M | 8% |
| 2 Foundation to Promote Open Society* | United States | global | \$206 M | 6% |
| 3 Bill & Melinda Gates Foundation | United States | global | \$205 M | 6% |
| 4 NoVo Foundation* | United States | global | \$186 M | 5% |
| 5 Susan Thompson Buffett Foundation | United States | global | \$146 M | 4% |
| 6 W.K. Kellogg Foundation* | United States | regional | \$144 M | 4% |
| 7 Oak Foundation* | Switzerland | global | \$133 M | 4% |
| 8 Wellspring Philanthropic Fund* | United States | global | \$123 M | 3% |
| 9 Silicon Valley Community Foundation | United States | global | \$113 M | 3% |
| 10 Robert Wood Johnson Foundation | United States | national | \$67 M | 2% |
| 11 John D. and Catherine T. MacArthur Foundation* | United States | global | \$63 M | 2% |
| 12 California Endowment | United States | local | \$62 M | 2% |

Top funders based in the Global South and East by grant dollars in 2018

| Funder name | Based in | Scope | \$ amount | % of overall \$ |
|---|-------------------|----------|-----------|-----------------|
| 1 African Women's Development Fund* | Ghana | regional | \$6 M | 0.16% |
| 2 Women's Fund Asia* | Sri Lanka | regional | \$3 M | 0.08% |
| 3 Fondo Centroamericano de Mujeres* | Nicaragua | regional | \$2 M | 0.05% |
| 4 Kosovar Civil Society Foundation* | Kosovo | national | \$2 M | 0.05% |
| 5 International Indigenous Women's Forum* | Peru | global | \$1 M | 0.03% |
| 6 Fondo Semillas* | Mexico | national | \$1 M | 0.03% |
| 7 FRIDA - The Young Feminist Fund* | Panama | global | \$1 M | 0.03% |
| 8 Korea Foundation for Women* | Republic of Korea | national | \$1 M | 0.03% |
| 9 Fiji Women's Fund* | Fiji | national | \$1 M | 0.03% |
| 10 Other Foundation* | South Africa | regional | \$1 M | 0.03% |
| 11 Fundo Socioambiental CASA* | Brazil | regional | \$1 M | 0.03% |
| 12 Urgent Action Fund - Africa* | Kenya | regional | \$1 M | 0.03% |

Source: Candid, 2021. The amounts presented here reflect the full value of each funder's grantmaking for human rights, including grants to other foundations in the set. Visit our methodology for details on how we address potential double-counting to arrive at the total grantmaking figures in this report. *Denotes membership in HRFN, Ariadne, and/or Prospera.

WHO ARE THE LARGEST FUNDERS BY GRANT NUMBERS?

While roughly eight percent of the funders included in the analysis made 100 or more grants to advance human rights in 2018, more than half made fewer than 10 human rights grants, with a quarter making just one or two. This underscores that there is real potential to engage these funders in integrating human rights more broadly in their grantmaking.

Of note, just five funders appear on both top funder lists for total grant dollars and number of grants, illustrating the vital and different roles funders play in the human rights ecosystem. For example, the Astraea Lesbian Foundation for Justice is a critical source of funding for existing and emerging LGBTQI groups and ranks 96th in terms of grant dollars. We need funders of different sizes and skills to effectively resource a dynamic and sustainable human rights field.

Top funders by number of grants in 2018

| Funder name | Based in | Scope | # of grants | % of overall grants |
|--|---------------|----------|-------------|---------------------|
| 1 Global Greengrants Fund* | United States | global | 941 | 3% |
| 2 Foundation to Promote Open Society* | United States | global | 912 | 3% |
| 3 Ford Foundation* | United States | global | 564 | 2% |
| 4 American Jewish World Service* | United States | global | 492 | 2% |
| 5 Wellspring Philanthropic Fund* | United States | global | 484 | 2% |
| 6 Tides Foundation* | United States | global | 481 | 2% |
| 7 Tulsa Community Foundation | United States | local | 478 | 2% |
| 8 California Endowment | United States | local | 469 | 2% |
| 9 Silicon Valley Community Foundation | United States | global | 464 | 2% |
| 10 Wikimedia Foundation* | United States | global | 450 | 2% |
| 11 Astraea Lesbian Foundation for Justice* | United States | global | 364 | 1% |
| 12 Proteus Fund* | United States | national | 352 | 1% |

Top funders based in the Global South and East by number of grants in 2018

| Funder name | Based in | Scope | # of grants | % of overall grants |
|--|--------------|----------|-------------|---------------------|
| 1 FRIDA - The Young Feminist Fund* | Panama | global | 176 | 0.6% |
| 2 Fondo Semillas* | Mexico | national | 136 | 0.5% |
| 3 Fondo Centroamericano de Mujeres* | Nicaragua | regional | 124 | 0.4% |
| 4 Fondo Alquimia* | Chile | national | 104 | 0.4% |
| 5 Mongolian Women's Fund* | Mongolia | national | 103 | 0.4% |
| 6 Other Foundation* | South Africa | regional | 100 | 0.4% |
| 7 Urgent Action Fund - Africa* | Kenya | regional | 99 | 0.4% |
| 8 Ukrainian Women's Fund* | Ukraine | national | 99 | 0.4% |
| 9 UHAI EASHRI* | Kenya | regional | 86 | 0.3% |
| 10 Fondo De Mujeres Del Sur* | Argentina | regional | 86 | 0.3% |
| 11 Urgent Action Fund for Latin America and the Caribbean* | Colombia | regional | 86 | 0.3% |
| 12 Bulgarian Fund for Women* | Bulgaria | national | 74 | 0.3% |

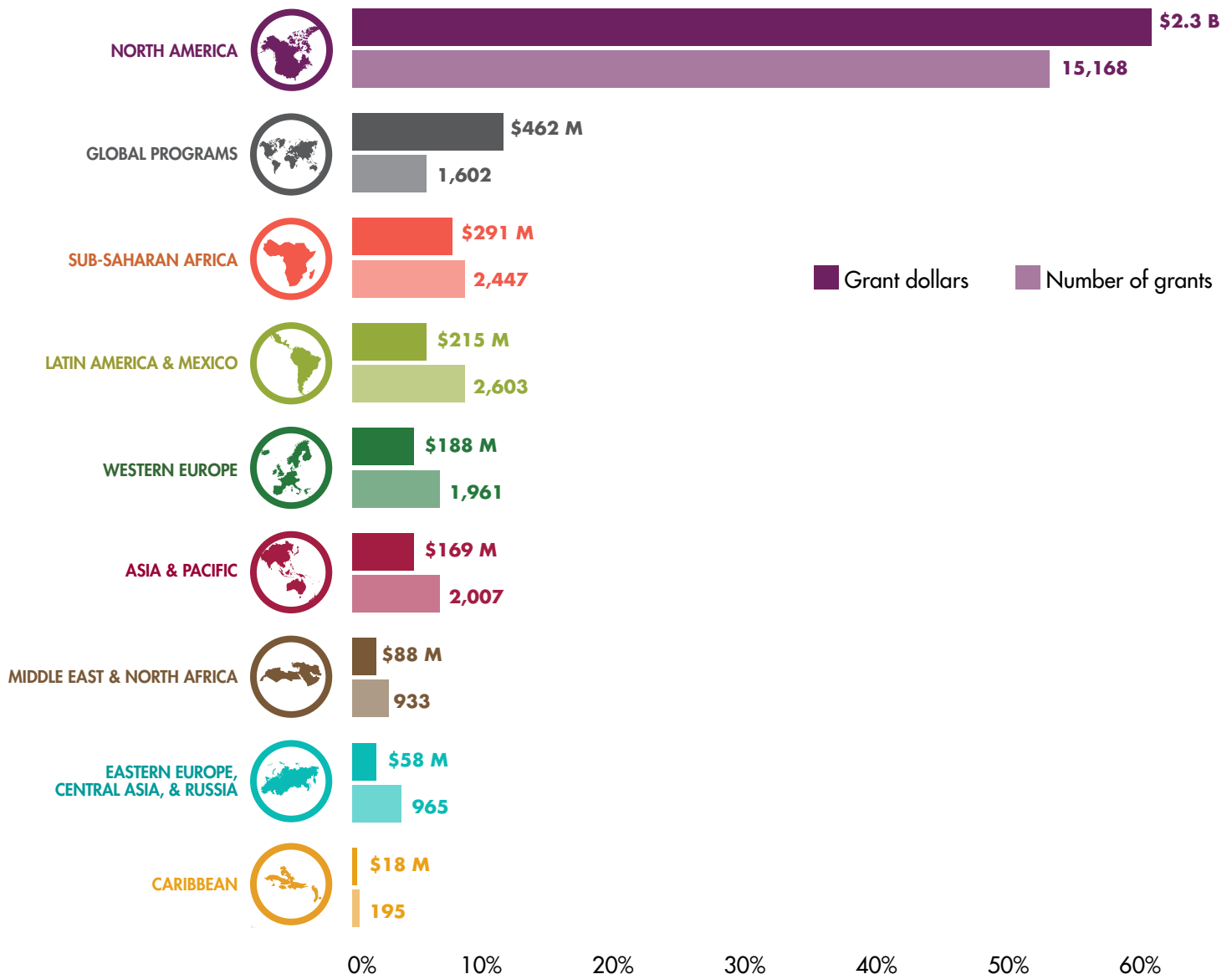
Source: Candid, 2021. The amounts presented here reflect the full total of each funder's grantmaking for human rights, including grants to other foundations in the set. Visit our methodology for details on how we address potential double-counting to arrive at the total grantmaking figures in this report. *Denotes membership in HRFN, Ariadne, and/or Prospera.

WHERE DO HUMAN RIGHTS GRANTS GO?

We know funding for human rights is scarce globally and represents an estimated two to seven percent of total foundation funding. The regional allocation of grants sheds further light on where we know funders are contributing to human rights activities and highlights areas where funding may be even more limited.¹¹ For instance, just 82 funders (10%) in the data set made grants to benefit Eastern Europe, Central Asia, and Russia in 2018, and 53 (6%) supported work in the Caribbean.

The totals for each region represent human rights grants for activities focused on that region, regardless of the recipient location.^{12,13} For example, if an organization based in the Netherlands received a grant for a project in Kenya we would allocate that funding to the region Sub-Saharan Africa. This helps us understand the scale of funding meant to benefit each region. In 2018, 23 percent of grant funding was awarded to recipients based somewhere other than the region the funding was intended to benefit—a troubling “trust gap” we explore below.

Foundation funding for human rights by region



Is there a trust gap?

Our findings point to what we are calling a “trust gap,” with Global North funders providing more restricted forms of funding to recipients in the Global South and East, or not funding them at all, despite supporting work in these regions.

Rather than support locally-led activities, some funders are opting to work through international intermediaries. For instance, **organizations based in Sub-Saharan Africa and the Caribbean receive one third or less of the grant dollars meant to benefit their regions.** In contrast, 87 percent of the funding meant to benefit Western Europe goes to groups in that region. At the same time, **grant recipients in North America are significantly more likely to receive flexible general support than recipients in any other region.** Of the funding meant to benefit Sub-Saharan Africa, for example, only 8 percent is granted to in-region recipients as flexible general support.

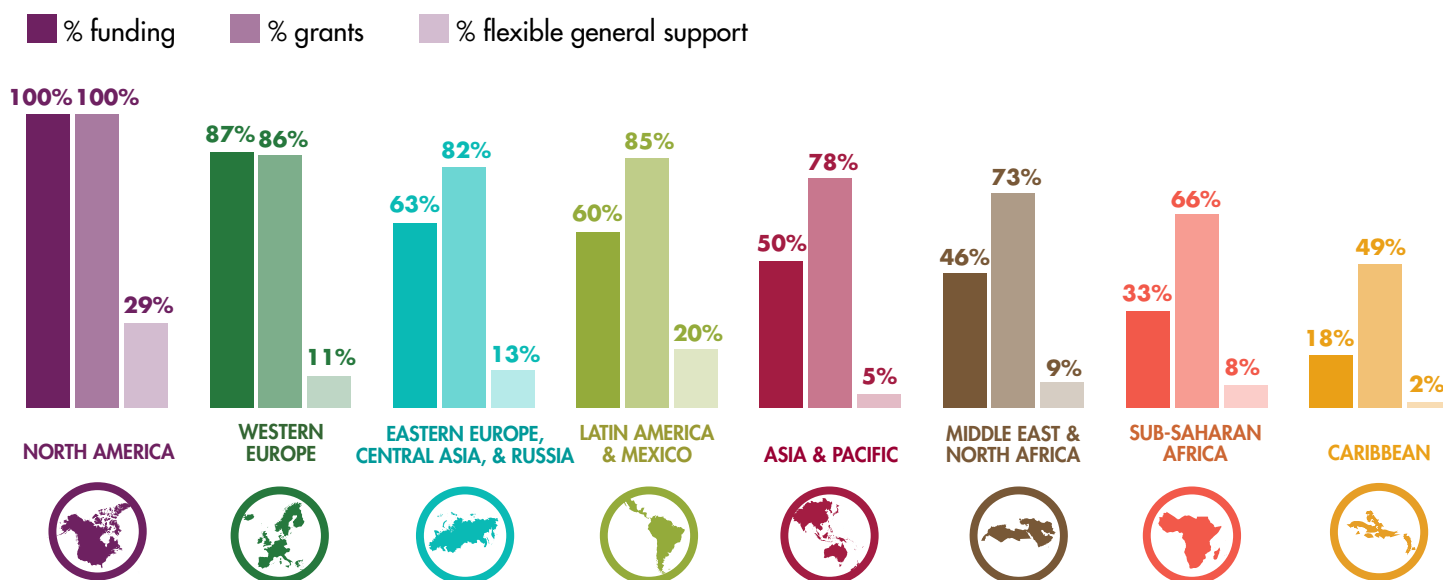
To further explore funding by regions, visit humanrightsfunding.org/regions



While some of this “trust gap” might be explained by funding regulations that make international funding more cumbersome, the major differences in core support suggest a deeper cultural issue in the field of philanthropy. The evidence in this report points to a need for honest reflection on when, how, and where trust informs funding for long-term social change, especially on a global scale.

Consider the impacts. Core funding is well established as a critical tool for agile, movement-led actions to protect and uphold human rights.¹⁴ Research shows that “self-led organizing,” or social justice activities led by affected communities themselves, generate longer-lasting and more relevant change.¹⁵ With so much grant funding held and managed in the Global North, the implications of not providing flexible funding to locally-led groups are significant.

Funding to recipients based in the region of benefit



HOW HAS HUMAN RIGHTS FUNDING CHANGED?

Human rights funding has increased steadily from \$1.2 billion in 2010 to \$3.7 billion in 2018, with the exception of a small dip in 2015. Some of the increase reflects our methodology: we receive grants data from more funders, with the total number of donors in our research growing 17 percent over the nine years of data collection.

However, we see this growth as a larger trend within the field. To understand year-to-year changes in foundation funding, we look at a subset of 628 funders for whom we have data for both 2017 and 2018. This “matched subset” controls for annual variations and gives us a reasonable and reliable measure of actual change. In this case it tells us that human rights funders are increasing how much they give and reporting more flexible general support.

We should still be cautious about drawing long-term conclusions since year-to-year changes in grantmaking can be influenced by a number of factors, including the actions of one or a few foundations, the authorization of multi-year grants in a single year, a small number of very large grants, or a foundation submitting more detailed and comprehensive grants data. However, matched subset funding also increased 34 percent from 2015 to 2016, and 23 percent from 2016 to 2017—which is an encouraging sign for the field.

Among foundations whose data we have for 2017 and 2018,¹⁶

- total grant dollars for human rights rose by **13%**
- the number of grants increased by **10%**
- and the proportion of funding reported as flexible general support increased by **6%**

Funding increased in six of eight regions

From 2017 to 2018, funders in the matched subset increased their giving for six regions. The growth in grant dollars to benefit North America far surpassed new funding for other regions, expanding by \$305 million (16%), as 60 percent of funders working in North America increased their giving, often by large sums. We suspect that the change in the U.S. administration may have increased funder commitment to human rights, a hypothesis reinforced by the number of grants referencing the Trump administration’s policy changes, including on environmental regulations, immigration, and reproductive rights.

At the same time, funding increased for a second year in a row for the Middle East and North Africa (\$21 M, 37%), and a third year in a row for Eastern Europe, Central Asia, and Russia (\$3M, 7%), and Latin America (\$11 M, 6%).














Funding in Western Europe and the Caribbean grew by \$23 million (16%) and \$5 million (41%), respectively. These were the only two regions to see a decline in our last analysis.¹⁷ The number of funders working in Western Europe increased 17 percent, which brought an additional \$3 million to the region. However, for both Western Europe and the Caribbean, funding growth was predominantly driven by increased contributions from several large funders, reinforcing the influence a handful of donors can have in determining human rights priorities.

Asia and Pacific and Sub-Saharan Africa were the only regions where funding decreased, with grant dollars declining by \$40 million (21%) and \$32 million (11%), respectively. For Asia and Pacific, the decline follows a year where funding grew by \$55 million (50%) and may indicate that funding is normalizing to its previous levels. For Sub-Saharan Africa, the region that received the largest proportion of human rights grant dollars after North America, matched subset funding has declined or stagnated for the last three years despite increases in global human rights funding overall. While this raises concerns, the most recent decline appears to be linked to changes in grant reporting by a single donor rather than a field-wide trend.¹⁸ Notably, while grant dollars decreased for most human rights issues in Sub-Saharan Africa, funding for reproductive rights stood out, increasing by \$30 million.

WHAT ISSUES DO HUMAN RIGHTS GRANTS ADDRESS?

We assign all grants to one of 27 unique human rights issues, grouped into 13 overarching categories.¹⁹ Our approach sheds light on how resources are dispersed across issues and where silos might persist. We also understand that many of these issues are complex and interrelated and provide additional insight throughout this report and on our research hub about the relationship between different issues and populations.

Foundation funding for human rights by issue*

| | Issue | Total \$ | % of overall \$ | # of grants |
|---|---|----------|-----------------|-------------|
|  | Equality Rights and Freedom from Discrimination | \$642 M | 17% | 6,038 |
|  | Human Rights General | \$462 M | 12% | 4,558 |
|  | Education, Religion, and Culture | \$415 M | 11% | 1,729 |
|  | Health and Well-being Rights | \$335 M | 9% | 2,328 |
|  | Environmental and Resource Rights | \$332 M | 9% | 3,166 |
|  | Access to Justice | \$318 M | 9% | 1,516 |
|  | Sexual and Reproductive Rights | \$262 M | 7% | 995 |
|  | Freedom from Violence | \$260 M | 7% | 1,695 |
|  | Migration and Displacement | \$241 M | 7% | 2,062 |
|  | Civic and Political Participation | \$125 M | 3% | 785 |
|  | Expression and Information Rights | \$120 M | 3% | 1,050 |
|  | Economic and Labor Rights | \$114 M | 3% | 761 |
|  | Transitional Justice and Peacebuilding | \$88 M | 2% | 903 |

*The shading provides a comparison of grant dollars.

Funding increased for 9 of 13 human rights issues

To further explore funding by issues, visit humanrightsfunding.org/issues



Funding from the matched subset increased for 9 of the 13 human rights categories from 2017 to 2018, in line with the increase in global human rights funding overall. Funding grew by the largest proportions for education, religion, and culture (35%, driven by education), freedom from violence (25%), and human rights general (25%). While any funding growth is encouraging, the large increase for human rights general suggests there's room for improvement in how funders are reporting their data. Conversely, funding for economic and labor rights declined notably more by both grant dollars and proportion than funding for any other issue (-\$24 M, 19%). The reduction is mainly due to a \$30 million decrease in grant dollars from the Ford Foundation, which was by far the largest supporter of economic and labor rights in 2016 and 2017.

Digging Deeper: Race, Ethnicity, and COVID-19



The COVID-19 pandemic has brought disparities in health equity into stark relief. Despite the disproportionate impact the pandemic has had on marginalized communities around the world, including people of color,²⁰ 57 percent of Americans don't see a link between poorer health outcomes and racism.²¹

Our findings show some promising work at this intersection, even before the pandemic. Of the \$335 million in foundation support for health and well-being rights in 2018, roughly 21 percent (\$71M) named racial and ethnic groups as a focus, and approximately a third of that funding (\$24M) explicitly mentioned equity. In fact, a greater proportion of the funding named racial and ethnic groups than any other population we track. Human rights funders like the California










Endowment and the Robert Wood Johnson Foundation were supporting important work to promote social justice and health. Each gave grants to broaden public understanding of the range of factors that shape health—like poverty, discrimination, and environment—and reform policies and practices to address disparities and improve health for all.

These examples loom as important cornerstones in a more daunting picture: funding for health and well-being rights for ethnic and racial groups represents less than one percent of the overall \$8 billion in U.S. foundation giving for health.²² This is an area where funders have a critical role to play and which we anticipate will shift dramatically in the years marked by the pandemic.

WHAT POPULATIONS DO HUMAN RIGHTS GRANTS SUPPORT?

We track funding for nine populations on which human rights movements, funders, and policies frequently focus. Looking at the distinct populations and areas of overlap, we offer insights on funding trends for these communities. In 2018, 64 percent of human rights grants included an explicit focus on one or more of these populations.²³ The remaining 36 percent did not specify any of these populations.

Foundation funding for human rights by population*

| | Population | Total \$ | % of overall \$ | % of \$ with populations specified | # of grants |
|---|--------------------------|----------|-----------------|------------------------------------|-------------|
|  | Ethnic and Racial Groups | \$893 M | 24% | 39% | 4,911 |
|  | Women and Girls | \$752 M | 20% | 33% | 6,439 |
|  | Children and Youth | \$715 M | 19% | 31% | 4,971 |
|  | Migrants and Refugees | \$445 M | 12% | 20% | 3,293 |
|  | Indigenous Peoples | \$188 M | 5% | 8% | 1,702 |
|  | LGBTQI | \$110 M | 3% | 5% | 1,625 |
|  | People with Disabilities | \$62 M | 2% | 3% | 934 |
|  | Human Rights Defenders | \$34 M | 1% | 1% | 574 |
|  | Sex Workers | \$5 M | 0.1% | 0.2% | 153 |

*The shading provides a comparison of grant dollars.

Funding increased for all but one population

Knowing which populations grant funding is meant to benefit is critical to identifying gaps. Based on the matched subset, all but one population saw an increase in grant funding from 2017 to 2018,²⁴ which isn't surprising given the increase in human rights funding overall. Children and youth saw the largest growth in grant dollars (\$166 M, 33%), with the right to education (\$44M), equality rights and freedom from discrimination (\$35 M), and migration and displacement (\$18M) garnering the most additional funding for this population. **Funding for human rights defenders almost tripled from \$12 million to \$34 million, with the number of grants referencing "human rights defender" or "HRD" increasing by 36 percent.** We believe this reflects a continuing shift in human rights terminology and a reconceptualization of the critical role activists play in human rights work.

Matched subset funding increased for a third year in a row for women and girls (\$69 M, 11%), migrants and refugees (\$60M, 16%), and Indigenous Peoples (\$16M, 9%). Funding also increased for LGBTQI people (\$30 M, 43%) and sex workers (\$192K, 4%), but the change for sex workers was slight, and they remain a community that less than four percent of human rights funders support.

When funding stagnates or decreases in an environment of overall funding growth it raises red flags. **People with disabilities was the only population for whom funding declined between 2017 and 2018 (-9 M, 14%).** Nearly half of the funders in the matched subset who made grants supporting the rights of people with disabilities decreased their support. Moreover, of the funders who supported people with disabilities in 2018, 89 percent gave fewer than 10 grants, and half gave just one. In an era where more funders are talking about disability rights, we wonder whether rhetoric will translate to grant dollars in the years ahead.

Intersectionality

Audre Lorde famously said, “There is no thing as a single-issue struggle because we do not live single-issue lives.” Effective human rights grantmaking must apply an intersectional lens, looking beyond silos and understanding that lived experiences are shaped by a person’s multiple identities and characteristics—including but not limited to their race, caste, age, sex, gender identity and expression, sexual orientation, class, culture, and ability status.

To further explore funding by populations, visit humanrightsfunding.org/populations



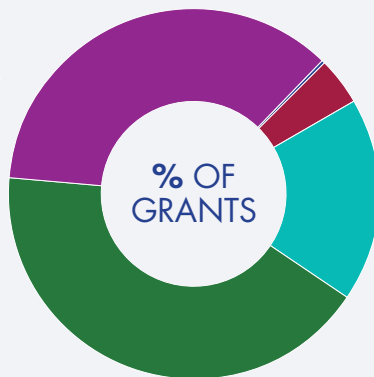
While our data can’t tell us the intention behind each grant, we can see the extent to which multiple populations are being considered within grants—and the findings aren’t encouraging. Of the 64 percent of human rights grants that name any of the nine populations, two-thirds name just one. Though so little activism focuses on a single identity, these findings suggest that much of the funding does.

We also recognize the need to differentiate between what “populations” are receiving grants and who is leading action for change. Candid’s Jacob Harold points to the complexity of tracking this difference given current funder reporting.²⁵ We hope to shed more light on this distinction in future research.

Proportion of grants by number of populations

36%
0 POPULATIONS

42%
1 POPULATION



0.2%
4 POPULATIONS

4%
3 POPULATIONS

18%
2 POPULATIONS

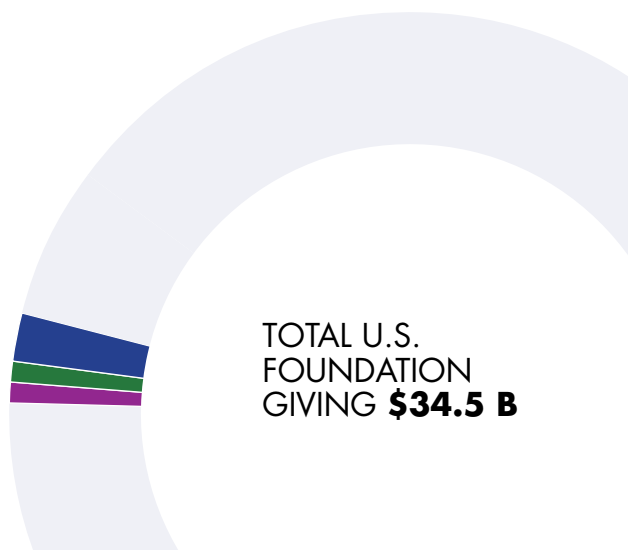
Contextualizing the funding²⁶

Of all foundation giving in the United States, human rights funding for distinct populations is surprisingly low:

HUMAN RIGHTS FUNDING FOR
RACIAL AND ETHNIC GROUPS: **2%**

HUMAN RIGHTS FUNDING FOR
WOMEN AND GIRLS: **1%**

HUMAN RIGHTS FUNDING FOR
CHILDREN AND YOUTH: **1%**



TOTAL U.S.
FOUNDATION
GIVING **\$34.5 B**

Digging Deeper: People with Disabilities







Funding for each population varies significantly by issue. For example, for people with disabilities, most grant dollars focus on equality rights and freedom from discrimination, and health and well-being rights, while issues like sexual and reproductive rights or civic and political participation receive considerably less support.

Likewise, the populations named within grants give us a sense of which identities are being considered together and which aren't. Thirty-seven percent of funding for people with disabilities



mentions at least one other population, with children and youth and women and girls named most frequently. Few grants consider people with disabilities in conjunction with Indigenous Peoples (15 grants), LGBTQI people (11 grants), or sex workers (0 grants)—and we suspect that even fewer grants support work at the intersection of these identities (i.e. funding for Indigenous Peoples with disabilities). Visit our [research hub](#) to further explore how population funding varies by issue, region, and strategy, and how populations intersect.

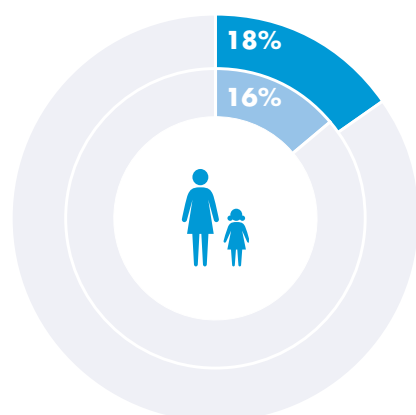
Foundation funding for people with disabilities by select issues*

| Issue | Total \$ | % of disability \$ | # of grants |
|---|----------|--------------------|-------------|
|  Equality Rights and Freedom from Discrimination | \$23 M | 37% | 457 |
|  Health and Well-being Rights | \$22 M | 35% | 245 |
|  Sexual and Reproductive Rights | \$3 M | 4% | 23 |
|  Civic and Political Participation | \$261 K | 0.4% | 4 |

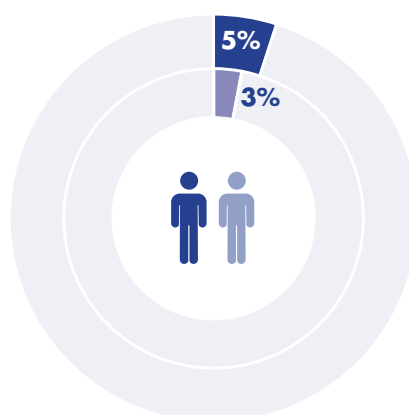
*The shading provides a comparison of grant dollars.

Foundation funding for people with disabilities by select intersecting populations

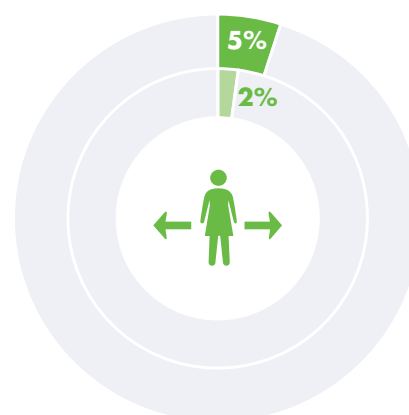
 % funding  % grants



WOMEN AND GIRLS
\$11 M / 153 grants



RACIAL AND ETHNIC GROUPS
\$3 M / 28 grants



MIGRANTS AND REFUGEES
\$3 M / 26 grants

Digging Deeper: Adding Racial and Ethnic Groups



This year we have introduced the population “racial and ethnic groups” to our analysis to help us better understand the scope of resources directed to communities of color, including people of African, Asian, Latin American, and Middle Eastern descent. As detailed above, this category includes nearly 5,000 grants and accounted for a quarter of grantmaking dollars in 2018. Not including this category has been a gap in our past analyses and hampered our contributions to supporting a more coordinated philanthropic response to systemic racism and inequality. Visit HRFN’s [blog post](#) to learn more about how we are taking steps to measure and advance funding for racial and ethnic justice globally.

In the current research, we make an effort to address the complexity of mapping data related to race and ethnicity,²⁷ especially in a global context. For example, while the majority of grants meant to benefit Sub-Saharan Africa would benefit people of African descent, we do not include all

of them as supporting “racial and ethnic groups.” Rather, we include grants where race or ethnicity, or racial or ethnic identity, are an explicit focus of the funding—for instance, a grant to provide legal services for migrant Maasai women in Tanzania. Funding for Afro-descendent communities in Latin America would also be considered in this category, as would Black Lives Matter organizing in the United States. Ninety-four percent of the funding we mapped was to benefit North America.

Of note, Indigenous rights are represented in a separate category in which funders identify the population as Indigenous, or the funders or recipients have a specific focus on Indigenous communities. We found remarkably little overlap in these categories: only three grants were identified as benefitting Indigenous groups *and* other racial and ethnic minorities. This suggests that there is a need for both more accurate tracking by funders and strengthened grant coding by us.

WHAT STRATEGIES DO HUMAN RIGHTS GRANTS SUPPORT?

In 2018, 58 percent of human rights grants specified at least one funding strategy.²⁸ Though there is significant overlap among them, the strategies provide a high-level view of the types of support donors prioritize and fund.

Funding increased for 7 of 10 strategies

Funding from the matched subset increased for seven of the 10 strategies from 2017 to 2018. From our review of grant descriptions and the ways funders describe their work, we observe several important trends.

First, the area of advocacy, systems reform, and implementation continues to dwarf the other strategies, at three times the rate of the next-most-funded category. It grew by the most grant dollars (\$77 M, 6%) among the matched subset from 2017 to 2018. This points to an area of priority amongst human rights funders, as well as underlying ideas about how change happens. Much of the funding supports high-level international and regional advocacy with a focus on governments and other policy-setting bodies. Over half of the grant dollars go to larger human rights groups, though 46 percent of grants were for \$25,000 or less, including to some smaller groups addressing local issues.

The findings also show a dramatic and promising shift in an area where movements have strongly advocated for more dedicated funding: human rights defenders (HRDs) and their holistic and collective protection and care.

Funding for security and resilience grew by the largest proportion of any strategy, almost tripling from \$4 million to \$12 million in the matched subset. The growth for this strategy was closely tied to increased support for HRDs, as more than twice as many grant dollars explicitly referenced their security and protection. The number of grants mentioning “self care,” “collective care,” or “healing” more than doubled and grant dollars increased twelvefold, jumping from six grants totalling \$200,000 in 2017, to 15 grants totaling \$2.5 million in 2018. This increase suggests that advocacy to advance care and healing is gaining traction within the field.²⁹

Finally from our review of grant descriptions, we find that two areas point toward the activities most related to movement building: coalition-building and collaboration, and grassroots organizing. We see hopeful increases in funder support for these strategies as grant dollars grew by \$58 million (20%) and \$28 million (33%), respectively, among the matched subset. At the same time, we note that just seven percent of the grants in these categories explicitly referenced movements in 2018. Given the critical role that self-led organizing plays in achieving longer-lasting and more relevant change, this is a number to watch in future years as funders work to more effectively resource activists on the frontlines of human rights responses.

Foundation funding for human rights by strategy*

| Strategy | Total \$ | % of overall \$ | % of \$ with strategy specified | # of grants |
|---|----------|-----------------|---------------------------------|-------------|
| Advocacy, Systems Reform and Implementation | \$1.5 B | 40% | 66% | 10,221 |
| Capacity-building and Technical Assistance | \$572 M | 15% | 25% | 4,031 |
| Coalition-building and Collaboration | \$368 M | 10% | 16% | 2,647 |
| Media and Technology | \$247 M | 7% | 11% | 2,151 |
| Research and Documentation | \$205 M | 6% | 9% | 1,256 |
| Arts and Culture | \$115 M | 3% | 5% | 853 |
| Grassroots Organizing | \$114 M | 3% | 5% | 1,986 |
| Litigation and Legal Aid | \$86 M | 2% | 4% | 734 |
| Scholarships and Travel | \$17 M | 1% | 1% | 270 |
| Security and Resilience | \$12 M | 0.3% | 1% | 95 |

*The shading provides a comparison of grant dollars.

LOOKING FORWARD

The pandemic has brought to light the dire need for more funding for human rights movements globally. This 2018 grants data provides a baseline for understanding how the COVID-19 pandemic has shifted human rights funding. Some foundations may move away from funding work to change systems and structures through advocacy and organizing, and focus instead on direct (emergency) service provision, if even temporarily. Others will spend more of their resources to protect and uphold human rights, change the way they make grants and support movements, and double down on work that leads to transformative change.^{30,31} As this new era in human rights philanthropy unfolds, HRFN, Candid, and our partners will be here to map it to help funders and activists better understand the funding landscape and move philanthropy toward its potential.

To further explore funding by strategies, visit humanrightsfunding.org/strategies



About Advancing Human Rights

Within the field of philanthropy, a dedicated community of funders commits time and money to supporting human rights actions around the world. As closing space compresses activism and authoritarianism rises, human rights funding is part of a movement to advance and uphold environmental protections, women's and LGBTQI rights, racial justice, and more. Though they are a small part of the overall funding ecosystem, these resources are important for organizations and movements working to secure and advance human rights.

Launched in 2010, *Advancing Human Rights* tracks the evolving state of global human rights philanthropy. Led by Candid and Human Rights Funders Network (HRFN), in collaboration with Ariadne–European Funders for Social Change and Human Rights, and Prospera–International Network of Women's Funds, this research is the single most comprehensive analysis of where philanthropic money goes for human rights around the world. In our annual analysis, we unpack which issues get funded and which don't, where human rights issues overlap and intersect, and how funding changes from year to year. Grounded in nine years of grants data, we use rigorous methodologies to understand funding trends.

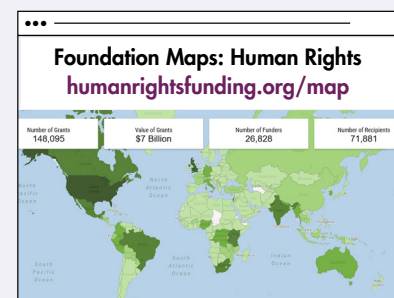
Our research is part of a larger effort to better understand and influence the funding landscape. Mapping funding for key issues and movements has been critical for advancing what advocates have called “more and better funding,” increasing both the quality and the size of resources for social change.³² Leading examples include research by the Association for Women in Development (AWID), Funders Concerned About AIDS, Funders for LGBTQ Issues and Global Philanthropy Project, and Peace and Security Funders Group, among others. Within this growing body of work, *Advancing Human Rights* provides a global overview, offering a comprehensive picture of funding for human rights writ large.

We enter this research with a keen sense of the importance of understanding how funding is spent and how movements are resourced. As we write, the COVID-19 pandemic has laid bare the systemic racism and inequality that persist globally. Social movements are mobilizing against all odds and in new formations. This research aims to add to our understanding of critical issues in human rights funding—including our approaches to health equity and racial justice—to help inform how we meet the moment today.

This report is a gateway

The findings in this report are just a starting point. In addition to this analysis, *Advancing Human Rights* includes powerful ways to tailor the data to your areas of interest.

- Use our research hub to explore funding over time by regions, issues, populations, and strategies
- Dive into the grants database and mapping platform to see grant-level details and find peers
- Follow our blog series where we showcase diverse perspectives to contextualize the numbers
- Learn from our additional reports and analyses of the field of human rights funding



The power of these findings

Many of the funders included in this analysis see themselves as expressly contributing to human rights—on one issue or many. Some do not use that language, but their grants actively support human rights activities. We see power and potential in naming, tracking, and comparing this funding so that it might grow, so that it might reach the frontlines where it is most needed, and so that those working to advance human rights—whether as activists or as funders—have the evidence to advocate for more and better funding.

Whether you are new to this research or a seasoned reader, you can use the findings to increase your knowledge of the funding landscape, understand where your organization fits in human rights and philanthropic fields, inform your strategies, identify partners, and mobilize resources. Funders and activists have shared these reflections on the power and potential of the data:

“Quantitative data is critical to philanthropy... [it] begins to ground conversations in the reality of what’s really happening, and provide a benchmark to measure change over time to see how the field is evolving.”

“When I shared the [Advancing Human Rights] data at a convening of our grantees, it gave them a baseline and some associated righteous anger to push for more inclusion in funding to other groups and issues. It encouraged them to think outside the disability box and to consider ways in which their organizations could apply for women’s rights funding, environmental rights funding, etc.”

“[The data] helped us form a new relationship with another foundation that we might have previously identified as unlikely potential allies. Their grants got included in the AHR research because those grants have a human rights focus, even though the foundation does not publicly describe itself as a ‘human rights funder.’”

Methodology

Our research aims to incorporate all human rights grants in a given year. To do so as comprehensively as possible, we collect data from three networks of global human rights donors and review individual grants housed by Candid, a leading source of information about foundation funding. For 2018, the most current available year, we identified 826 foundations in 44 countries that gave \$3.7 billion for human rights.

For our data analysis, we use a combination of machine learning and extensive data review to identify grants that meet our definition of human rights funding. In total, we reviewed nearly 190,000 grants, roughly 90 percent of which came from Candid’s data set of grants of \$10,000 or more made by 1,000 of the largest U.S. foundations.³³ Much of this data comes from the 990 tax forms that all U.S. foundations are required to make public, which are generally available between five and 18 months after the end of a foundation’s fiscal year. The remaining grants were collected directly from human rights funders, including 188 members of the three global networks (HRFN, Ariadne, and Prospera), and encompass grants of all sizes.³⁴ Across all four sources, 27,586 grants met our definition of supporting human rights.

To avoid “double-counting” grants dollars, we excluded grants that were re-granted from one foundation to another within our data set. These accounted for 391 grants, generally from private foundations to public foundations, which raise funds from a range of sources to support their grantmaking. We also use a matched subset—funders who are consistent across research years—to compare trends and track changes over time. This is important because, even as we work to bring in more data each year, we can identify variations that are indicative of larger shifts in the field.

In the course of our research, we have to make some hard choices about how to categorize grants. A single human rights grant may focus on multiple regions, support several populations, or incorporate various strategies like research, litigation, and advocacy. Because most grants do not specify the share of funding for each facet or may not distinguish between these areas, we count the full value of each grant in the totals reported for three facets:

- 1) regions;
- 2) populations; and
- 3) strategies.

For example, we would include the full \$20,000 for a grant to address violence against migrant women in Latin America and the Caribbean in the distinct funding totals for migrants and refugees, women and girls, Latin America, and the Caribbean. While this approach is instrumental in helping us understand funding flows by category, the drawback is that it may inflate the actual funding for each category.

The one facet where grants are assigned to a single category alone is the human rights issue. Where grants address multiple issues, we use a combination of grant descriptions, and knowledge of funder or grant recipient priorities to determine the most relevant category. Based on this, we assign each grant to one of 27 unique human rights issues, which are grouped into 13 overarching categories. We have included the category “human rights general” to capture grants for which there isn’t enough detail to assign a specific human rights issue. This single-issue approach helps us to better conceptualize how the funding is divided among human rights needs, but limits our ability to capture cross-cutting work. With this in mind, we are actively working to deepen our understanding of forms of intersectionality and are developing dedicated research on this topic.

As with any research, there are limitations. We may not capture very small grants (those under \$10,000 through Candid), and we strive to bring in more global data. At the same time, the combination of our data collection and outreach, research methodologies, and regular engagement with the field aims to provide a well-grounded understanding of the allocations and trends shaping human rights funding around the world.

Endnotes

1. UNHCR, "Global Trends: Forced Displacement in 2019," June 2020.
2. Kenneth Roth, "World's Autocrats Face Rising Resistance," Human Rights Watch World Report 2019, January 2019.
3. This figure excludes 391 grants totaling \$154 million awarded by foundations to other foundations included in the 2018 data set. Generally, these awards were made to either support regranteeing programs or build the capacity of recipient foundations. These grants have been removed in order to avoid double-counting of grant dollars.
4. An estimated \$150 billion is given annually by foundations globally. This includes the costs of grants and other financial support to third parties, foundation-led programming, and administrative costs. Paula D. Johnson, "Global Philanthropy Report: perspectives on the global foundation sector," 2018, Cambridge: Harvard Kennedy School.
5. Funding for human rights represents seven percent of the over \$35 billion given overall in 2018 by foundations in Candid's F1000 data set. The F1000 includes all grants of \$10,000 or more awarded by 1,000 of the largest U.S. foundations, and represents roughly half of all U.S. foundation grantmaking. Of the 826 funders included in our analysis of human rights grantmaking, 620 were also included in the F1000 data set for 2018.
6. Visit our research hub to see a list of the [826 funders](#) included in the research.
7. In our analysis, North America is limited to Canada and the United States. Four Canadian funders contributed 2018 grants data: Equality Fund, Kenoli Foundation, Ontario Trillium Foundation, and Planeterra Foundation.
8. A study of global philanthropy estimates that 60 percent of all foundations are based in Europe and 35 percent are based in North America. Paula D. Johnson, "Global Philanthropy Report: perspectives on the global foundation sector," 2018, Cambridge: Harvard Kennedy School.
9. For this analysis, the Global South and East includes all countries outside of Western Europe, North America, Australia, New Zealand, and Japan.
10. Yifat Susskind, "As Buffett's NoVo Foundation Shifts Priorities, What's Needed Now to Help Women?" (letter to the editor), Chronicle of Philanthropy, May 29, 2020.
11. We recognize that the majority of the funders in our data set are based in the U.S.—and many of them work domestically. This is, in part, a reflection of limitations in our access to global data (see methodology), but also mirrors a trend in the field, where wealth and philanthropic spending is concentrated in the Global North.
12. The overall figures for 2018 of 27,537 human rights grants totaling \$3.7 billion excludes all double-counting of grants that focus on more than one region.
13. Human rights grants generally benefit a specific country or region. However, because grants that focus on multiple regions do not specify how much money goes where, the full value of these grants is counted in the totals for each region. In 2018, multi-region grants account for 569 grants and a total of \$166 million. The category "global" includes grants intended to support human rights globally. Human rights grants totaling \$100 million that specified "developing countries" as the region of benefit are not reflected in this graphic.
14. Rod MacLeod, "Core Grants: the long and winding road to transformative funding," 2021, Oxford: INTRAC and Laudes Foundation.
15. Lydia Holden, "Our Voices Are Strong: lessons from women's, girls' and trans people's self-led organizations," Mama Cash, November 2017.
16. A total of 628 foundations who made at least one human rights grant in both 2017 and 2018 were tracked in the *Advancing Human Rights* research and included in the comparison. Their giving represented 88 percent of human rights grant dollars tracked for 2017 and 90 percent for 2018.
17. Our last annual analysis was published in 2020 and mapped foundation grantmaking in 2017.
18. The Open Society Foundations did not submit their 2018 grants data so we used tax forms to capture their grantmaking.
19. We have continued to refine our taxonomy. To see definitions for each category, learn more about changes, or compare data across years, visit our [research hub](#).
20. Catherine Curuso, "COVID-19's Disproportionate Impact on People of Color Must be Addressed, UN Rights Chief Says," Global Citizen, June 3, 2020.

21. Katherine Grace Carman et al., "COVID-19 and the Experiences of Populations at Greater Risk: Description and Top-Line Summary Data–Wave 3," RAND Corporation, May 20, 2021.
22. This figure represents \$61 million awarded by U.S. funders included in our research set to support the health and well-being rights of racial and ethnic groups, as a share of total funding for health by 1,000 of the largest U.S. foundations.
23. In our analysis, the full value of a grant is counted toward each population named as a focus for the grant. For example, if a grant mentions girls, its full amount is counted in the funding totals for both "children and youth" and "women and girls." See our methodology for more details.
24. Racial and ethnic groups are not included in the matched subset since this is the first year we are including this population in the research.
25. Jacob Harold, "What can data tell us about racial equity in philanthropy?" Candid, September 16, 2020.
26. You can see human rights funding for each population as a share of all U.S. foundation giving here: migrants and refugees (0.8%), Indigenous Peoples (0.3%), LGBTQI people (0.1%), people with disabilities (0.05%), Human Rights Defenders (0.03%), sex workers (0%). These figures represent human rights grant dollars awarded for each population by U.S. funders included in our research set, as a share of total funding by 1,000 of the largest U.S. foundations.
27. Jacob Harold, "What can data tell us about racial equity in philanthropy?" Candid, September 16, 2020.
28. In our analysis, the full value of a grant is counted toward each strategy named as a focus for the grant. For example, if a grant mentions documenting human rights abuses to support strategic litigation, its full amount is counted in the funding totals for both "research" and "litigation and legal aid." See our methodology for more details.
29. Tatiana Cordero Velásquez and Mónica Enríquez-Enríquez, "Why we must overhaul the funding of social movements," openDemocracy, January 15, 2021.
30. Council on Foundations, "A Call to Action: philanthropy's commitment during COVID-19," accessed May 25, 2021.
31. David Mattingly, "COVID-19 has changed philanthropy forever," Alliance Magazine, March 29, 2021.
32. Esther Lever and Kasia Staszewska, "Why do feminists continue to receive just 1% of all gender equality funding?" Alliance Magazine, November 21, 2020.
33. Candid's data set represents roughly half of all U.S. foundation grantmaking.
34. Members include any foundations that contribute membership dues or submit data directly to HRFN, Ariadne, or Prospera for this research.

Authors

Inga Ingulfson
Kellea Miller
Rachel Thomas

Research Manager Global Partnerships, Candid
Deputy Director, Human Rights Funders Network
Director of Research Initiatives, Human Rights Funders Network

Acknowledgments

The authors wish to thank our colleagues at Candid: Anna Koob and Mantin Diomande, for their support for the Advancing Human Rights research, as well as Matthew Ross, Barbara Kristaponis, Cynthia Nachsin, and Naomi Henry, for their work on the processing and coding of human rights grants data. We thank our partners at Ariadne—European Funders for Social Change and Human Rights, and Prospera—International Network of Women's Funds. At Ariadne, Julie Broome and Florent Gonthier went to great lengths to ensure European donors' grantmaking is captured accurately in this research. At Prospera, Augusta Hagen-Dillon, Elda Hernández, and Sofia Karakaidou ensured the critical role of women's funds in supporting human rights was fully represented. In addition, we are grateful to members of our Advisory Committee for their ongoing guidance and feedback on this initiative. Finally, we thank all foundations who have reported their data to inform this research and the movements and activists boldly working to advance human rights every day around the world.

About Human Rights Funders Network

Human Rights Funders Network (HRFN) is a home for diverse human rights donors to learn, collaborate, and innovate together. As of 2019, our network reached over 1,900 grantmakers from approximately 470 institutions across 70 countries. Almost a quarter of our members are based in the Global South and East. Learn more at hrfn.org.

About Candid

Foundation Center and GuideStar joined forces in 2019 to become Candid, a 501(c)(3) nonprofit organization. Every year, millions of nonprofits spend trillions of dollars around the world. Candid finds out where that money comes from, where it goes, and why it matters. Through research, collaboration, and training, Candid connects people who want to change the world to the resources they need to do it. Candid's data tools on nonprofits, foundations, and grants are the most comprehensive in the world. Find out more at candid.org.

Share your grants data!

Our research relies on you. Foundations can submit their grants data safely and securely using this [template](#). Or, if you use software from any of [these providers](#) to manage your grants, you can simply export your data to the template. To be included, grants data is due by June 30 for the previous year. If you are interested in contributing to this research or have any questions, please email us at AHR@hrfn.org.

Designed by Betty Saronson, Candid

Copyright © 2021 Candid. This work is made available under the terms of the Creative Commons Attribution-NonCommercial 4.0 International License. [Creativecommons.org/licenses/by/4.0](https://creativecommons.org/licenses/by/4.0)

People celebrate in Kolkata after India's Supreme Court struck down a law criminalizing same-sex conduct on September 6, 2018. (Photo by DIBYANGSHU SARKAR/AFP/Getty Images)

Calving Glacier Alaska—Hubbard Glacier—a huge iceberg calves into Disenchantment Bay—St. Elias Alaska. Taken from an Alaska cruise ship—ear Yukon, Canada—stock photo (Photo by Don Menning/Getty Images)

Black Lives Matter protest. (Photo by Colin Lloyd/Unsplash)

doi.org/10/gkrs4j

To access more information about foundation funding for
human rights, visit humanrightsfunding.org.

Candid.

32 Old Slip • New York, NY 10005
(800) 424-9836 • candid.org



HRFN

Human Rights
Funders Network

hrfn.org